



ANNUAL ACCOUNTS

2013-14

NATIONAL CAPITAL REGION PLANNING BOARD

Ministry of Urban Development, Government of India
Core 4-B, 1st Floor, India Habitat Centre, Lodhi Road, New Delhi – 110003
Website: <http://ncrpb.nic.in>

NATIONAL CAPITAL REGION PLANNING BOARD

Index to Annual Accounts as on 31.03.2014

S.No.	Contents	Page No.
1	Audit Report	i - iv
2	Balance Sheet	1
3	Income & Expenditure Account (Plan)	2
4	Income & Expenditure Account (Non-Plan)	3
5	Receipt & Payment Account	4-5
6	Schedules 1 to 20	6-15
7	Significant accounting policies annexed to and forming part of Balance Sheet as on 31.3.2014 (Schedule-21)	16-19
8	Contingent liabilities and Notes on Accounts annexed to and forming part of Balance Sheet as on 31.3.2014 (Schedule-22)	20-23



गोपनीय

संख्या / No.

भारतीय लेखा तथा लेखापरीक्षा विभाग,
कार्यालय प्रधान निदेशक वाणिज्यिक लेखापरीक्षा
एवं पदेन सदस्य, लेखापरीक्षा बोर्ड-1

INDIAN AUDIT & ACCOUNTS DEPARTMENT,
OFFICE OF THE PRINCIPAL DIRECTOR OF COMMERCIAL
AUDIT & EX-OFFICIO MEMBER, AUDIT BOARD-1

सेवा में,

सचिव, भारत सरकार,
शहरी विकास मंत्रालय,
निर्माण भवन,
नई दिल्ली -110001

दिनांक/Dated

MS/NCRF
Dy. No. 1166/D
24.11.14

विषय:- वर्ष 2013-14 के लिए राष्ट्रीय राजधानी क्षेत्र योजना बोर्ड, नई दिल्ली के लेखाओं पर लेखापरीक्षा प्रतिवेदन।

महोदय,

मैं इस पत्र के साथ राष्ट्रीय राजधानी क्षेत्र योजना बोर्ड, नई दिल्ली के वर्ष 2013-14 के प्रमाणित वार्षिक लेखे की प्रति तथा उन पर पृथक लेखापरीक्षा प्रतिवेदन संसद के पटल पर रखने के लिए अग्रेषित कर रहा हूँ।

कृपया यह सुनिश्चित किया जाए कि इस पृथक लेखापरीक्षा प्रतिवेदन को संसद के दोनों सदनों के समक्ष प्रस्तुत करने से पहले वार्षिक लेखाओं को शासी निकाय (Governing body) द्वारा अनुमोदित अवश्य करा लिया जाए।

संसद को प्रस्तुत कर दस्तावेज की दो प्रतियाँ उस तिथि को दशति हुए, जब वे संसद को प्रस्तुत किए गए थे, इस कार्यालय को तथा भारत के नियंत्रक महालेखापरीक्षक के कार्यालय को भेजी जाए।

भवदीय,

अनुलग्नक: यथोपरि

25/11/14
25/11/14
FAO

हस्ता०
(विमलेन्द्र पटवर्धन)
प्रधान निदेशक

संख्या: DD-II/HQ/NCRPB/A/A/cs/1-17/2014-15/Vol.III/641
प्रतिलिपी:-

दिनांक: 21/11/2014

1. सदस्य सचिव, राष्ट्रीय राजधानी क्षेत्र योजना बोर्ड, प्रथम तल, कोर IV बी, भारत पर्यावास केन्द्र लोधी रोड नई दिल्ली 110 003 को सूचनार्थ एवं आवश्यक कार्यवाही हेतु प्रेषित है।
2. महा निदेशक (वाणिज्यिक), भारत के नियंत्रक-महालेखापरीक्षक, नई दिल्ली, को उनके पत्र संख्या: 777/वा.ले.प.-III/ND-I/SAR/NCRPB/71-14 दिनांक 19.11.2014 के संदर्भ में एक प्रति सूचनार्थ एवं आवश्यक कार्यवाही हेतु प्रेषित है। तथ्यों एवं ऑफ़डों की पुनः जाँच कर ली गई है।

अनुलग्नक: यथोपरि

(विमलेन्द्र पटवर्धन)
प्रधान निदेशक

तृतीय तल, ए-स्कन्ध, इन्द्रप्रस्थ भवन, इन्द्रप्रस्थ एस्टेट, नई दिल्ली-110002

(1)

Separate Audit Report of the Comptroller & Auditor General of India on the Accounts of National Capital Region Planning Board for the year ended 31 March 2014

We have audited the attached Balance Sheet of National Capital Region Planning Board (NCRPB) as at 31st March 2014 and Income and Expenditure Account/Receipt and Payment Account for the year ended on that date under section 19(2) of the Comptroller & Auditor General's (Duties, Powers & Conditions of Service) Act, 1971 read with Section 25 of the National Capital Region Planning Board Act, 1985. These financial statements are the responsibility of the NCRPB's management. Our responsibility is to express an opinion on these financial statements based on our audit.

2. This Separate Audit Report contains the comments of the Comptroller & Auditor General of India (CAG) on the accounting treatment only with regard to classification, conformity with the best accounting practices, accounting standards and disclosure norms, etc. Audit observations on financial transactions with regard to compliance with the Law, Rules & Regulations (propriety and regularity) and efficiency-cum-performance aspects etc., if any, are reported through Inspection Report/CAG's Audit Reports separately.

3. We have conducted our audit in accordance with auditing standards generally accepted in India. These standards require that we plan and perform the audit to obtain reasonable assurance about whether the financial statements are free from material misstatements. An audit includes examining, on a test basis, evidences supporting the amounts and disclosure in the financial statements. An audit also includes assessing the accounting principles used and significant estimates made by the management, as well as evaluating the overall presentation of financial statements. We believe that our audit provides a reasonable basis for our opinion.

4. Based on our audit, we report that:

(i) We have obtained all the information and explanations, which to the best of our knowledge and belief were necessary for the purpose of our audit.

(ii) The Balance Sheet and Income and Expenditure Account/Receipt and Payment Account dealt with by this report have been drawn up in the format prescribed by the Ministry of Finance.

(iii) In our opinion, proper books of accounts and other relevant records have been maintained by the National Capital Region Planning Board as required under Section 33 (i and ii) of the National Capital Region Planning Board Rules, 1985 in so far as it appears from our examination of such books.

(iv) We further report that:

(A) Grants-in-aid


During the year 2013-14, the NCRPB has received grants-in-aid of ₹ 6343.92 lakh (₹ 6000.00 lakh under Plan and ₹ 343.92 lakh under Non-Plan). The NCRPB has utilized the entire grant of ₹ 6343.92 lakh during the year.

(v) We report that the Balance Sheet and Income & Expenditure//Receipt and Payment Account dealt with by this report are in agreement with the books of accounts.

(vi) In our opinion and to the best of our information and according to the explanations given to us, the said financial statements read together with the Accounting Policies and Notes on Accounts, and subject to the matters mentioned in Annexure to this Separate Audit Report give a true and fair view in conformity with accounting principles generally accepted in India;

- a) In so far as it relates to the Balance Sheet, of the state of affairs of the National Capital Region Planning Board as at 31st March 2014; and
- b) In so far as it relates to the Income and Expenditure Account of the surplus for the year ended on that date.

For and on behalf of the
Comptroller and Auditor General of India



(Vimalendra Patwardhan)
Principal Director of Commercial Audit
& Ex-officio Member, Audit Board-I,
New Delhi.

Place: New Delhi

Dated 9/November 2014

Annexure to Audit Report

1. Adequacy of Internal Audit System

Internal Audit for the year 2013-14 was conducted by a Chartered Accountant firm. No internal audit cell exists as on date.

2. Adequacy of Internal Control System

Internal Control System is not commensurate with the size and activity of the Board, considering the large volume of receipts and payments. Sufficient manpower and supervision is needed for effective control over financial matters and maintenance of records/subsidiary registers etc.

3. System of Physical verification of Fixed Assets

In absence of properly maintained fixed assets register the authenticity of physical verification carried out cannot be commented upon.

4. System of Physical verification of Inventory

There is no inventory.

5. Regularity in payment of statutory dues

As per the Financial Statements, no payments over six months, in respect of undisputed statutory dues, were outstanding as on 31 March 2014.


Vinod K. Singh

NATIONAL CAPITAL REGION PLANNING BOARD
BALANCE SHEET AS AT 31.3.2014

(Amount in Rs.)

CORPUS/CAPITAL FUND AND LIABILITIES	Schedule	Current Year	Previous Year
NCRPB FUND (CORPUS/CAPITAL FUND)	1	27694873552	26255450527
SPECIAL RESERVES	2	5535795989	4191267995
EARMARKED/ENDOWMENT FUNDS	3	8344130	10466280
SECURED LOANS AND BORROWINGS	4	5000000000	5000000000
UN-SECURED LOANS AND BORROWINGS	5	9651012856	8092646121
DEFERRED CREDIT LIABILITIES		0	0
CURRENT LIABILITIES AND PROVISIONS	6	854993562	713049024
TOTAL		48745020089	44262879947
<u>ASSETS</u>			
FIXED ASSETS	7	8953437	9230653
INVESTMENT FROM EARMARKED/ ENDOWMENT FUNDS		0	0
INVESTMENTS OF PF / NPS / RETIREMENT BENEFITS	8	105656208	21786062
INVESTMENT- EQUITY CONTRIBUTION TO NCR TRANSPORT CORPORATION	9	50000000	0
CURRENT ASSETS, LOANS, ADVANCES ETC.	10	48580410444	44231863232
MISCELLANEOUS EXPENDITURE (to the extent not written off or adjusted)		0	0
TOTAL		48745020089	44262879947
SIGNIFICANT ACCOUNTING POLICIES	21		
CONTINGENT LIABILITIES AND NOTES ON ACCOUNTS	22		


Asst. Director(Fin.) / DDO


Director (A&F)



Member Secretary

NATIONAL CAPITAL REGION PLANNING BOARD
INCOME AND EXPENDITURE ACCOUNT (PLAN) FOR THE YEAR ENDED ON 31.03.2014

(Amount in Rs.)

INCOME	Schedule	Current Year	Previous Year
Income from Sales/Services		0	0
Grants/Subsidies		Trfd. To Balance Sheet	Trfd. To Balance Sheet
Fee & Subscriptions		0	0
Income from Investments. from Earmarked/endow. Funds		0	0
Income from Sale of NCR Publications		7475	14625
Interest Earned	11	3754683588	3344949298
Other Income	12	10598903	17805019
Increase/(decrease) in stock of Finished goods and works-in-progress		0	0
TOTAL (A)		3765289966	3362768942
EXPENDITURE			
Establishment Expenses	13	35932447	38921855
Other Administrative Expenses etc.	14	4096807	3973922
Expenditure on Grants for Infrastructure Projects (Provision)		140000000	35000000
Expenditure on Market Borrowing	15	1356992075	1026604276
Depreciation corresponding to Schedule-7		1698215	1414983
TOTAL(B)		1538719544	1105915036
Balance being excess of Income over Expenditure (A-B)		2226570422	2256853906
Prior period Expenses	16	1514217	0
Transferred to Bond Redemption Reserve(BRR)		1344527994	1079590695
Transferred to Income & Expenditure Account (Non-Plan)		41105186	11502423
Sub Total		1387147397	1091093118
Net Excess of Income over expenditure transfer to NCRPB Fund		839423025	1165760788
SIGNIFICANT ACCOUNTING POLICIES	21		
CONTINGENT LIABILITIES AND NOTES ON ACCOUNTS	22		


Asst. Director(Fin.) /DDO


Director (A&F)


Member Secretary

NATIONAL CAPITAL REGION PLANNING BOARD
INCOME AND EXPENDITURE ACCOUNT (NON-PLAN) FOR THE YEAR ENDED ON 31.03.2014

(Amount in Rupees)

INCOME	Schedule	Current Year	Previous Year
Income from Sales/Services		0	0
Grant in Aid from MOUD		34392000	29963000
Fee and Subscription		0	0
Income from Investments of PF / Funds of retirement benefits / NPS	17	6671405	1953079
Income from Royalty, Publication etc.		0	0
Interest Earned		0	0
Other Income	18	23592	46915
Transferred from Income & Exp. Account (Plan)		41105186	11502423
Increase/(decrease) in stock of Finished goods		0	0
TOTAL (A)		82192183	43465417
EXPENDITURE			
Establishment Expenses	19	73903139	34697034
Other Administrative Expenses etc.	20	8289044	8768383
Expenditure on Grants, Subsidies etc.		0	0
TOTAL(B)		82192183	43465417
Net Excess of Income over Expenditure transfer to NCRPB Fund		Nil	Nil
SIGNIFICANT ACCOUNTING POLICIES	21		
CONTINGENT LIABILITIES AND NOTES ON ACCOUNTS	22		


Asst. Director(Fin.)/DDO


Director (A&F)


Member Secretary

NATIONAL CAPITAL REGION PLANNING BOARD

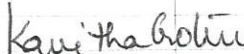
RECEIPTS AND PAYMENTS FOR THE YEAR ENDED ON 31st MARCH, 2014

(Amount in Rupees)

RECEIPTS	CURRENT YEAR			PREVIOUS YEAR		
	TOTAL	PLAN	NON-PLAN	TOTAL	PLAN	NON-PLAN
I. Opening Balances						
a) Cash in hand	9450	9450	0	30846	30846	0
b) Bank Balances in saving account	1501722493	1501722493	0	4374411055	4374411055	0
c) Balance in Saving Account PF	4320025	4320025	0	3394573	0	3394573
d) Balance in Saving Account (NPS)	708	708	0	680	0	680
Sub Total	1506052676	1506052676	0	4377837154	4374441901	3395253
II) Grants Received						
a) From M/o UD Govt. of India	634392000	600000000	34392000	579963000	550000000	29963000
b) Grant from MoUD for RRTS Study	15170000	15170000	0	26421948	26421948	0
III) INCOME ON INVESTMENTS (PF/NPS)						
a) Saving Bank interest	204725	0	204725	160491	0	160491
b) Interest on PF deposits	1766110	0	1766110	1155649	0	1155649
IV) Interest Received						
a) On loans to State government/ Agencies	2183014624	2183014624	0	2338451618	2338451618	0
b) Saving Bank	34097505	34097505	0	67743623	67743623	0
c) On Bank Deposits	1209623065	1209623065	0	775080484	775080484	0
V) Other Income						
a) NCR Publication sales	7475	7475	0	14625	14625	0
b) Loss of I.Card	0	0	0	100	0	100
c) RTI Fee	7731	0	7731	16624	0	16624
d) Sale/Disposal of assets.	45438	45438	0	31500	31500	0
e) Application fee for Recruitment	4200	0	4200	7025	1400	5625
f) Income tax refund	31368247	31368247	0	10904711	10904711	0
g) Interest on Income tax refund	3080323	3080323	0	763329	763329	0
h) Interest received on staff loans	395817	0	395817	18807	0	18807
i) profit on sale of assets	19625	19625	0	0	0	0
j) sale of old newspaper	3261	0	3261	0	0	0
VI) Amount Borrowed						
a) Loan from Asian Dev. Bank (ADB)	1227873592	1227873592	0	996415915	996415915	0
b) Loan from KfW (German Bilateral)	0	0	0	1084497969	1084497969	0
VII) Other Receipt						
a) Repayment of loan by State.Govt.	5677485597	5677485597	0	5678942591	5678942591	0
b) FDR encashed	39831267995	39831267995	0	32670000000	32670000000	0
c) Maturity of PF/NPS investments	12000000		12000000	10800000	0	10800000
d) Earnest Money/Security Deposit	209027		209027	8000	0	8000
e) Refund of Management fee from KfW	0	0	0	16925770	16925770	0
f) Recovery of advances from staff	570083	0	570083	1256336	0	1256336
g) Deputation employees recovery	360140	0	360140	262920	0	262920
h) GIS money recovered/received from LIC	52862	0	52862	18234	0	18234
i) GPF Subscription/advance/ refund	3633900	0	3633900	2279660	0	2279660
j) NPS recovery	330088	0	330088	167661	0	167661
k) TDS deducted by NCRPB	4414848	2369258	2045590	5627120	4408670	1218450
l) Refund of Seminar & Trg. Advance	92013	0	92013	83500	0	83500
m) Recovery towards use of staff car	7700	0	7700	5600	0	5600
n) processing fee towards NCRTC Logo	7000	7000	0	0	0	0
Total	52377557667	52321482420	56075247	48645861964	48595046054	50815910



Asst. Director (Finance)/DDO



Director (A&F)



Member Secretary


NATIONAL CAPITAL REGION PLANNING BOARD

RECEIPTS AND PAYMENTS FOR THE YEAR ENDED ON 31st MARCH, 2014

(Amount in Rupees)

PAYMENTS	CURRENT YEAR			PREVIOUS YEAR		
	TOTAL	PLAN	NON-PLAN	TOTAL	PLAN	NON-PLAN
I. Expenses						
a) Establishment Expenses (Corresponding to Schedule -13 & 19)	80498423	44796226	35702197	68287224	40425469	27861755
b) Administrative Expenses (Corresponding to Schedule - 14 & 20)	11714541	3883428	7831113	13684859	4785551	8899308
c) Expenditure on Market Borrowing (Corresponding to Schedule - 15)	1049509714	1049509714	0	991677980	991677980	0
II. Loan disbursed to State Govt./agencies	3554410000	3554410000	0	4185071000	4185071000	0
III. Investment & Deposits made						
a) Equity contribution to NCRTC	50000000	50000000	0	0	0	0
b) Amount Invested in FDR	40024400000	40024400000	0	40670000000	40670000000	0
c) Provident Fund / NPS /Retirement benefits	91572096	91572096	0	12000000	12000000	0
d) Others -BRR	5535795989	5535795989	0	1079590695	1079590695	0
IV. Expenditure on Fixed Assets						
a) Purchase of Fixed Assets	1466437	1466437	0	195581	0	195581
V. Refund of surplus money/loans to State Govt.	0	0	0	0	0	0
VI. Payment of Loans and Advances						
a) Misc. Advances to Staff	432093		432093	277679	0	277679
b) Advance/withdrawal against GPF	2304356		2304356	2575850	0	2575850
c) Travelling Advance	120100		120100	484704	0	484704
d) Short term loan from bank	0		0	0	0	0
e) LTC Advance	202984		202984	511086	0	511086
f) Petrol Advance	10500		10500	15500	0	15500
g) Advances to staff (int. bearing)	80250	80250	0	56250	56250	0
VII. Other Payments						
a) Redemption of NCRPB Bonds	0	0	0	0	0	0
b) Refund of Earnest Money/security deposit	161500	161500	0	10000	10000	0
c) TDS deducted by borrowing agencies/banks	104225537	104225537	0	70316073	70316073	0
d) Payment towards GIS	56801	0	56801	24850	0	24850
e) TDS deposited by NCRPB	4786422	4786422	0	8286355	0	8286355
f) Deputation employee recovery	392880	0	392880	352640	0	352640
g) Payment of New pension scheme (NPS)	326322	0	326322	225990	0	225990
h) Payment of RRTS	6825870	6825870	0	36081472	36081472	0
i) Training & Seminar Advances	207713	207713	0	83500	83500	0
VIII. Closing Balances						
a) Cash in hand (Inc. In prest)	62717	62717	0	9450	9450	0
b) Bank Balances in Saving Account	1854076209	1854076209	0	1501722493	1501722493	0
c) Bank Balances in Saving Account PF	3917476	0	3917476	4320025	4320025	0
d) Bank Balances in Saving Account (NPS)	737	0	737	708	708	0
Total	52377557667	52326260108	51297559	48645861964	48596150666	49711298


Asst. Director (Finance)/DDO


Director (A&F)


Member Secretary

NATIONAL CAPITAL REGION PLANNING BOARD
SCHEDULES FORMING PART OF THE BALANCE SHEET AS AT 31.03.2014

SCHEDULE-1

(Amount in Rs.)


	Current Year	Previous Year
<u>NCRPB FUND (CORPUS/CAPITAL FUND)</u>		
Balance as at the beginning of the year	26255450527	24539689739
Add: Contribution from MOUD	600000000	550000000
Add: transferred from the Income and Exp. Account (Plan)	839423025	1165760788
Add: transferred from the Income and Exp. Account (Non Plan)	0	0
<u>BALANCE AS AT THE YEAR - END</u>	27694873552	26255450527

SCHEDULE-2

(Amount in Rs.)

	Current Year	Previous Year
<u>SPECIAL RESERVE</u>		
1. Bond Redemption Reserve		
As per last account	4191267995	3111677300
Addition during the year	1344527994	1079590695
Less: Deductions during the year	0	0
Balance as at the year-end	5535795989	4191267995


Asst. Director (Fin.) / DDO


Director (A&F)


Member Secretary


NATIONAL CAPITAL REGION PLANNING BOARD
SCHEDULES FORMING PART OF THE BALANCE SHEET AS AT 31.03.2014

SCHEDULE-3 (Amount in Rs.)		
EARMARKE/ENDOWMENT FUND	Current Year	Previous Year
(A) Grant from MOUD for Study for preparation of DPR for Regional Rapid Transit System(RRTS) Corridors.		
Balance as at the beginning of the year	10466280	9659524
Add: Grant received from MoUD during the year	0	26421948
Grant received from Govt. of Haryana	4703720	0
Grant receivable from Govt. of Haryana	0	13500000
Sub total	15170000	49581472
(B) Utilisation/Expenditure towards RRTS study		
- Fee paid to Consultant for RRTS Study	6825870	36081472
- Fee payable to Consultant for RRTS Study		3033720
Sub total		39115192
NET BALANCE AS AT THE YEAR - END (a - b)	8344130	10466280

SCHEDULE-4 (Amount in Rs.)		
SCHEDULES FORMING PART OF THE BALANCE SHEET AS AT 31.03.2014		
SECURED LOANS AND BORROWINGS	Current Year	Previous Year
Private Placement Bonds		
NCRPB Taxable Bonds (2020) Sr.I	5000000000	5000000000
TOTAL	5000000000	5000000000

SCHEDULE-5 (Amount in Rs.)		
SCHEDULES FORMING PART OF THE BALANCE SHEET AS AT 31.03.2014		
UN-SECURED LOANS AND BORROWINGS	Current Year	Previous Year
Private Placement Bonds		
a) NCRPB taxable Bonds 2018	2000000000	2000000000
b) NCRPB taxable Bonds 2019 Sr.I	2651000000	2651000000
c) NCRPB taxable Bonds 2019 Sr.II	1349000000	1349000000
d) Loan from Asian Development Bank (ADB)	2339286693	979586150
e) Loan from KfW (German Bi-lateral agency)	1311726163	1113059971
Total	9651012856	8092646121


Asst. Director (Fin.) / DDO


Director (A&F)



Member Secretary

NATIONAL CAPITAL REGION PLANNING BOARD
SCHEDULES FORMING PART OF THE BALANCE SHEET AS AT 31.03.2014

SCHEDULE-6

	(Amount in Rs.)	
	Current Year	Previous Year
CURRENT LIABILITIES AND PROVISIONS		
Statutory Liabilities :		
1. General Provident Fund	23851175	20416841
2. GIS Fund	2325	3939
3. Deputation Employees Recoveries	32740	32740
4. Tax deducted at Source from Contractors/Professionals/Staff	256867	398865
5. Overdue	205000	205000
Sub total	24348107	21057385
Interest accrued but not due on borrowings:		
1. NCRPB taxable Bonds 2018	29031233	28619843
2. NCRPB taxable Bonds 2019 Sr.I	39209379	39209379
3. NCRPB taxable Bonds 2019 Sr.II	18927394	18927394
4. NCRPB taxable Bonds 2020 Sr.I	288936986	288936986
5. Interest on ADB Loan	1509035	1632644
6. Interest on KfW Loan	1956830	3652956
Sub total	379570857	380979202
Other Current Liabilities:		
1. Expenses Payable	4951085	3928886
2. Earnest Money	496965	451965
3. Excess receipts against loans to State Govt./agencies	542602	542602
Sub total	5990652	4923453
Provisions :		
1. <u>For Retirement benefits of employees</u>		
a) Gratuity	11487467	12283648
b) Pension(Current)	2443884	35334908
c) Pension(Retired)	95590576	21016851
d) Accumulated Leave Encashment	13051682	13848322
Sub total	122573609	82483729
2. <u>For NCR Cell expenses payable</u>		
a) Net provision upto 31.3.09	0	6662612
b) Provision for 2009-10	2008900	4347250
c) Provision for 2010-11	1044357	3709375
d) Provision for 2011-12	1056506	13098271
e) Provision for 2012-13	1056506	28351252
f) Provision for 2013-14	29845978	0
Sub total	35012247	56168760
3. <u>Other provisions</u>		
a) Appraisal fee to NIs	325907	325907
b) Commitment charges on ADB/KfW loans	6389129	1049171
c) Guarantee fees on ADB loan	35934166	47689200
d) Guarantee fees on KfW loan	68183280	81540000
e) PMC Services-ADB	1665608	1832217
f) Grant for infrastructure projects	175000000	35000000
Sub total	287498090	167436495
GROSS TOTAL	854993562	713049024


Asst. Director(Fin.) / DDO


Director(A&F)


Member Secretary

SCHEDULE-7

NATIONAL CAPITAL REGION PLANNING BOARD

FIXED ASSETS FOR THE YEAR 2013-14

DESCRIPTION		GROSS BLOCK					DEPRECIATION			NET BLOCK		
FIXED ASSETS	Cost/ valuation As at beginning of the year 1.4.2013	Addition before 180 days	Addition after 180 days	Addi-tions during the year	Deduc-tion during the year	Cost/ valuation at the year end 31.03.2014	As at beginning of the year	On Addi-tions during the year	On Deduc-tions during the year	Total up to the year-end	As at the current year-end 31.03.2014	Cost/ valuation As previous year end 31.3.2013
(Amount in Rs.)												
OFFICE ACCOMMODATION-IHC	6305520.37	0.00	0.00	0	0.00	6305520.37	630552.04	0.00	0.00	630552.04	5674968.33	6305520.37
VEHICLES	1112869.80	0.00	201462.00	201462	45132	1269199.80	160160.67	15109.65	0.00	175270.32	1093929.48	1112869.80
FURNITURE/FIXTURES	474455.16	2250.00	183652.00	185902	0.00	660357.16	47509.34	10532.60	0.00	58041.94	602315.22	474455.16
OFFICE EQUIPMENT	696185.76	4320.00	102375.00	106695	0.00	802880.76	104427.88	8326.13	0.00	112754.01	690126.75	696185.76
COMPUTER/PERIPHERALS	602114.46	243574.00	677638.00	921212	0.00	1523326.46	354368.68	349435.80	0.00	703804.48	819521.98	602114.46
ELECTRIC INSTALLATIONS	3827.68	0.00	0.00	0	0.00	3827.68	382.78	0.00	0.00	382.78	3444.90	3827.68
LIBRARY BOOKS	4595.66	980.00	12136.00	13116	0.00	17711.66	3651.20	5629.60	0.00	9280.80	8430.86	4595.66
OTHER FIXED ASSETS	31083.76	11250.00	26800.00	38050	305.89	80077.87	4431.29	3697.50	0.00	8128.79	60699.08	31083.76
GRAND TOTAL	9230652.65	262374.00	1204063.00	1466437	45437.89	10651651.76	1305483.88	392731.28	0.00	1698215.16	8953436.60	9230652.65

(Amount in Rs.)

Shireesh B

Assistant Director(Fin.) / D.D.O.

Kavitha Gokul

Director(A&F)

Naresh Kumar
Member Secretary

NATIONAL CAPITAL REGION PLANNING BOARD
SCHEDULES FORMING PART OF THE BALANCE SHEET AS AT 31.03.2014

SCHEDULE-8

(Amount in Rs.)

INVESTMENTS OF PF/NPS/FUNDS OF RETIREMENT	Current Year	Previous Year
<u>BENEFITS</u>		
<u>(A) Provident Fund Investment</u>		
1. In Government Securities	3411385	3411385
2. Other approved Securities (FDR with Bank)	16000000	12000000
3. Shares	0	0
4. Debentures and Bonds	1000000	1000000
5. Subsidies and Joint Ventures	0	0
6. Others		
Interest accrued on PF Investment	508129	1053944
Saving Bank Balance	3917476	4320025
Sub Total	24836990	21785354
<u>(B) New Pension Scheme</u>		
Saving Bank Balance	737	708
Sub Total	737	708
<u>(C) Funds of Retirement Benefits</u>		
FDR with Bank	75572096	0
Interest accrued on retirement benefits investment	5246385	0
Sub Total	80818481	0
Gross Total	105656208	21786062

SCHEDULE-9

SCHEDULES FORMING PART OF THE BALANCE SHEET AS AT 31.03.2014

(Amount in Rs.)

<u>INVESTMENT</u>	Current Year	Previous Year
INVESTMENT- EQUITY CONTRIBUTION TO NCR TRANSPORT CORPORATION	50000000	0
Sub Total	50000000	0


Asst. Director(Fin.) / DDO


Director (A&F)


Member Secretary

NATIONAL CAPITAL REGION PLANNING BOARD
SCHEDULES FORMING PART OF THE BALANCE SHEET AS AT 31.03.2014

SCHEDULE-10
(Amount in Rs.)

CURRENT ASSETS, LOANS, ADVANCES ETC.	Current Year	Previous Year
A. CURRENT ASSETS:		
1. Stock of NCR Books and Publication	272585	265412
2. Stock of Stationery	167684	195282
3. Sundry Debtors:		
a) Debts Outstanding for a period exceeding six months	98361	98361
Sub total	538630	559055
4. Cash balances in hand	62717	9450
5. Bank Balances		
With Scheduled Banks:		
- On Savings Account (including auto swap FDRs)	1854076209	1501722493
- FDRs of BRR	5535795989	4191267995
- FDRs - Others	14384400000	10000000000
Sub total	21774272198	15692990488
TOTAL(A)	21774873545	15693558993
B. LOANS, ADVANCES AND OTHER ASSETS		
1. Loans:		
a) Advances to Staff	245691	328811
b) Other Advances		
i) Travelling Advance	57700	75000
ii) LTC Advance	111000	0
iii) Petrol Advance	4000	4200
iv) Misc. advance	11948	1100
Sub Total	184648	80300
c) STATE GOVT./IMPLEMENTING AGENCIES	25131121578	27254197175
2. Advances and other amounts recoverable		
a) Prepaid Expenses	475234	287972
b) Advance Income tax, FBT & TDS recoverable	231524043	150313785
(Net of provisions for tax)		
c) Grant receivable for RRTS	0	10466280
d) Seminar/meeting advance	192513	34800
e) Others (Security with MTNL & GMT)	26648	26648
Sub Total	232218438	161129485
3. INCOME ACCRUED		
a) INTEREST ACCRUED BUT NOT DUE ON FDRS	578598500	262962202
b) INTEREST RECEIVABLE ON LOAN	857892754	853265379
c) INTEREST ACCRUED ON STAFF LOAN	1183194	1551500
d) INTEREST ACCRUED ON S/B ACCOUNT	4092096	4789387
Sub Total	1441766544	1122568468
TOTAL (B)	26805536899	28538304239
TOTAL(A+B)	48580410444	44231863232


Asst. Director(Fin.) / DDO


Director (A&F)


Member Secretary

NATIONAL CAPITAL REGION PLANNING BOARD
SCHEDULE FORMING PART OF INCOME & EXPENDITURE(PLAN) FOR THE YEAR ENDED 31.03.2014

SCHEDULE-11
(Amount in Rs.)

INTEREST EARNED		CURRENT YEAR	PREVIOUS YEAR
1	ON TERM DEPOSITS:		
a)	With Scheduled Banks	1533612331	980858737
b)	With Non-Scheduled Banks	0	0
c)	With Institutions	0	0
d)	Others	0	0
2	On Saving Accounts:		
a)	With Scheduled Banks (Including autoswap FDRs)	33400214	48769594
b)	With Non-Scheduled Banks	0	0
c)	Post Office Saving accounts	0	0
d)	Others	0	0
3	ON LOANS:		
a)	Interest on Loans to State Govt./their implementing agencies	2187220866	2312318253
b)	Penal interest on loan to State Govt./Agencies	421133	2956038
c)	Interest on Long term loans to Employees/Staff	29044	46676
TOTAL		3754683588	3344949298

SCHEDULE-12
(Amount in Rs.)

OTHER INCOME:		CURRENT YEAR	PREVIOUS YEAR
a)	Exchange rate variation (ERV) in management fee refundable from kfw	0	(61730)
b)	Exchange rate variation (ERV) on ADB Loans	0	16829765
c)	Interest received on Income tax refund	3080323	763329
d)	Old expenses written back	0	202820
e)	Excess depreciation (2011-12) written back	0	70835
f)	Other Income	26625	0
g)	Excess provision NCR Cell written back	7491955	0
TOTAL		10598903	17805019


Asst. Director (Fin.) / DDO


Director (A&F)


Member Secretary

NATIONAL CAPITAL REGION PLANNING BOARD
SCHEDULE FORMING PART OF INCOME & EXPENDITURE (PLAN) FOR THE YEAR ENDED 31.03.2014

SCHEDULE-13

(Amount in Rs.)

ESTABLISHMENT EXPENSES (PLAN)	Current Year	Previous Year
a) Salaries and Wages(Paid out of Internal Accrual)	5611506	4404872
b) NCR Cell expenses	474963	6165731
c) Provision for NCR Cell Expenses	29845978	28351252
TOTAL	35932447	38921855

SCHEDULE-14

(Amount in Rs.)

Others Administrative Expenses	Current Year	Previous Year
a) NCR Books and Publication Cost	4228	22206
b) Studies & Surveys	2682200	3657068
c) Advertisement & Publicity	407845	0
d) Board/Other Meetings Expenses	913772	229981
e) Audit fee for Project-ADB/KfW	18836	0
f) Printing Charges	67666	0
g) Seminar & Training	2260	64667
TOTAL	4096807	3973922

SCHEDULE-15

(Amount in Rs.)

Expenditure on Borrowings	CURRENT YEAR	CURRENT YEAR
a) Interest on Bonds	973671090	972436920
b) Listing fee	221237	221237
c) Registrar & Transfer Agent Charges	37453	44453
d) Trusteeship Fee	67416	60000
e) Expenditure on PMC Services-ADB (incl. provisions)	10203019	3469420
f) Surveillance fee to rating agencies	2172293	2543393
g) Annual custodial fees of NSDL/CDSL	112360	112360
h) Interest on ADB/KfW Loans	31251790	13211129
i) Commitment Charges on ADB/KfW loans	8754490	5934140
j) Exchange rate variation on ADB/KfW loans	330493142	28562003
k) Service tax/SWIFT charges paid on Transaction in Euro/Dollar	7785	9221
TOTAL	1356992075	1026604276



Asst. Director(Fin.)/DDO



Director(A&F)



Member Secretary

NATIONAL CAPITAL REGION PLANNING BOARD
SCHEDULE FORMING PART OF INCOME & EXPENDITURE(PLAN) FOR THE YEAR ENDED 31.03.2014

SCHEDULE-16

(Amount in Rs.)

Prior period expenses	Current Year	Previous Year
a) Expenses on PMC services -ADB loan	1108924	0
b) Commitment charges-KFW loan	316197	0
c) Interest on KfW loan	89096	0
TOTAL	1514217	0

SCHEDULE FORMING PART OF INCOME & EXPENDITURE(NON-PLAN) FOR THE YEAR ENDED 31.03.2014

SCHEDULE-17

(Amount in Rs.)

Income on investment of PF/NPS/Funds of retirement benefits	Current Year	Previous Year
a) Interest on PF investments	1219762	1752203
b) Interest on deposits of funds of retirement benefits	5246385	0
c) Interest on Savings Bank accounts of PF	205229	200848
d) Interest on Saving Bank account NPS	29	28
TOTAL	6671405	1953079

SCHEDULE-18

(Amount in Rs.)

OTHER INCOME	Current Year	Previous Year
a) Application fee for Recruitment	4200	5625
b) Recovery towards use of Staff Car	8400	8400
c) Old expenses written back	0	14766
d) RTI Fee	7731	16624
e) Loss of I.Card	0	100
f) Sale of Old News Paper	3261	0
Total	23592	45515



Asst. Director(Fin.) / DDO



Director (A&F)



Member Secretary

NATIONAL CAPITAL REGION PLANNING BOARD
SCHEDULE FORMING PART OF INCOME & EXPENDITURE(NON-PLAN) FOR THE YEAR
ENDED 31.03.2014


SCHEDULE-19
(Amount in Rs.)

ESTABLISHMENT EXPENSES	CURRENT YEAR	PREVIOUS YEAR
SALARIES (BASIC + DP)	10899151	10009292
ALLOWANCES & BONUS	16817533	12905786
CONTRIBUTION TO NPS	367112	248357
OTHERS		
Leave Salary & Pension Contribution	326400	316531
Interest on GPF Account	1775350	1585287
Recruitment Expenses	550983	632025
Licence fee paid to Dte of Estates	97237	0
News paper & Periodicals	76215	69182
PROVISIONS		
Provision for Gratuity	(615837)	2221806
Provision for Accumulated Leave Encashment	(522273)	(5010654)
Provision for Pension (Current)	(32891024)	7425405
Provision for Pension (Retired)	77022292	4294017
TOTAL	73903139	34697034

SCHEDULE-20
(Amount in Rs.)

ADMINISTRATIVE EXPENSES	CURRENT YEAR	PREVIOUS YEAR
ELECTRICITY & WATER CHARGES	25120	350274
HOUSE KEEPING	1495800	1220157
REPAIR & MAINTENANCE	691566	418812
RENT, RATE & TAXES	1304813	1186041
VEHICLE RUN. & MAINT.	472892	463396
POSTAGE, TEL. & COMMUNICATION CHARGES	562070	547909
PRINTING & STATIONERY	526732	394793
TRAVELLING & CON. EXPENSES	761590	936145
EXPENSES ON SEMINAR/WORKSHOP	216668	434050
EXPENSES ON LEGAL FEES	190677	212345
AUDITORS REMUNERATION	293205	423210
HOSPITALITY EXPENSES	309253	224204
PROFESSIONAL FEE	1120158	1862870
MEETING EXPENSES	114677	0
OTHERS	203823	94177
TOTAL	8289044	8768383


Asst. Director(Fin.) / DDO


Director (A&F)


Member Secretary

NATIONAL CAPITAL REGION PLANNING BOARD

Significant Accounting Policies annexed to and forming part of Balance Sheet as on 31.03.2014.

1. Accounting Convention:

- a) The Annual Accounts of the NCR Planning Board are prepared on the basis of historical cost convention and on the basis of accrual method of accounting, unless otherwise stated in the accounting policies stated below.
- b) Format of Accounts and rounding off figures to the nearest Rupee.
- c) The accounts of the Board for the Financial Year 2013-14 have been prepared in prescribed format as per instruction issued by Principal Director of Audit, Indian Audit and Accounts Dept. The figure shown in the Annual accounts have been rounded off to the nearest rupee. Separate Receipts and Payment Account & Statement of Income & Expenditure are prepared for each of Plan and Non-Plan transactions.

2. Income Recognition

All income has been recognized on accrual basis.

3. Expenditure Recognition

- a) All expenses are recognized on accrual basis except payment of Leave Travel Concession, Medical Claims & Tuition Fees Reimbursement to employees, which are taken on cash basis;
- b) The prior period expenses and pre-paid expenses merged in the current year's expenditure are also segregated and shown under a separate head.

4. Fixed Assets:

- (a) Fixed Assets are stated at written down value after charging depreciation;
- (b) During the year no assets were revalued;

5. Depreciation on fixed assets has been charged on w.d.v. method as per rate prescribed under Income Tax Act 1961. The depreciation has been charged in income and expenditure account (Plan).

6. Retirement Benefits:

- (a) Necessary provisions for retirement benefit i.e. Leave Encashment, Gratuity & Pension in respect of NCRPB employees, on actuarial basis as per Actuarial Valuation Report, has been made in the Income & Expenditure Accounts (Non Plan) and Balance Sheet of the Board for the year as on 31.3.2014. The annual provision is being made from internal accruals of the

Board and accordingly net amount required is transferred from Income & Expenditure Account (Plan) to I&E Account (Non-Plan) every year.

- (b) The Board is maintaining General Provident Fund Account which has been recognized by the Department of Pension and Pensioners Welfare, Govt. of India. The liability towards GPF interest has been charged to revenue in the relevant year and transferred to the Provident Fund Account of the Board.

(c) **New Pension Scheme Fund:**

The Govt. had introduced a New Pension Scheme (NPS) for new recruits to the Central Govt. service w.e.f. 1.1.2004. The monthly contribution is 10% of the salary and D.A. to be paid by the employee and equal contribution matched by the Central Govt. Accordingly New Pension Scheme fund had been created by keeping the monthly contribution amount in Nationalized Bank in respect of employees appointed in the Board w.e.f. 1.1.2004. Ministry of Finance, Department of Expenditure, vide their OM dated 17.8.2009 had issued instructions that all employees covered under NPS were compulsorily to register with National Security Depository limited, Central Record keeping Agency, Mumbai. In compliance to this, necessary registration has been done with NSDL, CRA in Sept.2009. As per instruction issued by NSDL, CRA, NPS funds in respect of employees covered under NPS has been transferred to NSDL, CRA Mumbai during the year 2009-10.

Subsequently, the Board is sending monthly contribution of NPS recovered from employees and equal contribution duly matched by the Board to NSDL, CRA Mumbai. NPS fund in respect of employees of the Board covered under NPS scheme is now being maintained by NSDL, CRA Mumbai.

(d) **Group Insurance liability:**

The Board during the year 2005-06 had taken a policy called Group Insurance Scheme with LIC and transferred a sum of ₹6,91,873/- to LIC in order to meet any such liability as and when it will accrue. The Board is making necessary deductions from the salary of the employees and remitting the same to LIC every month. On retirement and resignation of the employees, their claims are forwarded to LIC for payment of saving benefits alongwith interest under said policy including insurance cover wherever applicable.

7. **Inventories:**

(a) NCR Books and Publications:- The cost of NCR Books and Publications sold and distributed free as complimentary copies are charged to Income & Expenditure Account (Plan) and Sale proceeds of NCR Books is also shown as income from sale of NCR Books & publication the stock of unsold books at the close of the Financial Year are valued at cost and shown in the Balance Sheet;

b) Balance stock of stationery at the close of the Financial Year are valued at cost and shown in the Balance Sheet.

8. **Studies & Surveys:**

All expenses incurred on Studies & Surveys (excluding studies met from earmarked fund) are charged to Income & Expenditure Account (Plan).

9. Earmarked / Endowment Fund:

Ministry of Urban Development vide its letter dated 9.3.10 has conveyed the approval of the NCRPB proposal for funding of studies for preparation of DPR for three corridors of Regional Rapid Transit System (RRTS) from MoUD's fund under the plan scheme Urban Transport Planning. The funds received as Grant from MoUD for Study for Preparation of DPR for Regional Rapid Transit System (RRTS) Corridors, which has been shown separately under the head Earmarked Fund.

10. NCR Planning & Monitoring Cells:

As per policy approved by the Board, the all expenses towards pay and allowance and prescribed ceiling of recurring office expenses on all four NCR Cells are reimbursed by NCRPB to respective State Governments after verification of claims furnished by respective NCR Cell/State Governments. Since, the claims are furnished to NCR Planning Board after close of the financial year and after finalisation of annual accounts of that F.Y. necessary provision in the Annual Accounts have been made on the basis of the last claims received from the NCR Cells.

11. Income Tax:

(a) The appropriate Income Tax Authority i.e. Ministry of Finance Department of Revenue, Director General of Income Tax (Exemptions) New Delhi vide Order No. Director General of Income Tax Exemption (E)/10(23C)(iv)/2008 dated 2.5.2008 has approved the National Capital Region Planning Board under sub-clause (iv) of the Clause (23 C) iv of Section 10 of the Income tax Act 1961 (43 of 1961) from the Assessment Year 2003-04 onwards. Therefore, provision for Tax is not provided in the accounts.

12. Creation of Bond Redemption Reserve (BRR)

Board had raised an amount of ₹200 Crores from the Capital market in February 2008 through private placement of Taxable Bonds for a period of 7 years (put/call option). As a statutory requirement, before raising Bonds, the same were financially rated from CRISIL & India Rating (erstwhile FITCH rating) agency. Rating agency stipulated that the Board should maintain Bond Redemption Reserve (BRR) by depositing equated amounts every year in such a manner that the balance in redemption reserve accounts for this bond issue equals the redemption amount on the date of maturity of Bonds. Further to this Board has raised additional amount ₹900 crores through three Bond issue during 2008-09 to 2010-11. In order to ensure that Board meets its Bond obligations on maturity, the Board has created a BRR in 2008-09, keeping in view the 7 years period (put call option) of bonds and amounts are being appropriated to this BRR, out of internal accruals (subject to availability of surplus at the time of finalization of Annual Accounts) by charging I&E A/c (Plan). These funds of BRR are being invested in term deposits with Public Sector Banks to get better returns.

13. The NCR Planning Board had raised ₹500 crores through private placement of bonds {Taxable NCRPB Bonds Series-I (2020)} in 2010-11. In compliance to the SEBI Circular no. SEBI/IMD/BOND/ 1/2009/11/05 dated 11th May, 2009, these bonds are secured by way of negative lien on all present and future book debts with Trustee to the bond issue i.e. Corporation Bank.

14. Grant for infrastructure projects:

The NCR Planning Board in its 32nd Meeting held on 22.3.12 has approved providing Grant-in-Aid upto 15% of the sanctioned project cost for water sewerage and drainage projects in the NCR & CMA Towns. All the new projects in water, s/w and SWM sector sanctioned by PSMG after 1.4.2012 as well as for projects sanctioned by PSMG after 46th PSMG (held on 4.8.2011) Meeting, where loans have not been disbursed till 1.4.2012 are eligible for grant component. Grants is to be disbursed on reimbursement basis after completion of project and fulfillment of stipulated conditions of loan.



A.D. (Finance)/DDO



Director (A&F)



Member Secretary

NATIONAL CAPITAL REGION PLANNING BOARD

Contingent Liabilities and Notes on Accounts annexed to and forming part of balance sheet as on 31.03.2014 :

In compliance of the observations pointed out by Principal Director of Commercial Audit, Indian Audit and Accounts Deptt. vide Management Letter No.DD-II/ A/c/NCRPB/10-3/2012-13/18 dated 14.10.2013, Notes to accounts are shown separately.

1. Prior-Period Expenses:

Further, as per the observations of Principal Director of Commercial Audit, Indian Audit and Accounts Deptt. vide Separate Audit Report No.DD-II/Annual A/c.NCRPB10-3/2012-13/489 dt. 10.10.2013, the prior period expenses are shown separately, below the line in the Income & Expenditure Accounts.

2. NCR Planning & Monitoring Cells:

(a) As per policy approved by the Board, the expenses on NCR Cells are reimbursed by NCRPB to respective State Governments after verification of claims furnished by respective NCR Cell/State Government. Since, the claims are furnished to NCR Planning Board after close of the financial year and after finalization of annual accounts of the F.Y. necessary provision in the Annual Account have been made on the basis of the last claims/paid received from the NCR Cells. Total provision of Rs.3,50,12,247/- for NCR Cells expenses payable upto 31.3.2014 was shown in the Schedule-6 of Balance Sheet appended with annual accounts for the year ended on 31.3.2014.

(b) During the year 2013-14 following adjustments were passed through the accounts:

(i) **Haryana Cell:** Provision of expenses payable to Haryana Cell for the year 2011-12 and 2012-13 was Rs.74,94,033/- and Rs.83,41,490/- respectively (Total Rs.1,58,35,523/-) but, against this, actual payment of Rs.74,94,033/- for 2011-12 and Rs.72,24,432/- for 2012-13 (total Rs.1,47,18,465/-) was made during current F.Y. 2013-14. The balance amount of Rs.11,17,058/- for the F.Y. 2012-13 has been written back in Income & Expenditure(Plan) for the current financial year.

(ii) **Uttar Pradesh Cell:** Provision of expenses payable to U.P. Cell for the year 2005-06 to 2011-12 was amounting to Rs.3,75,38,255/- but, against this amount passed for reimbursement was Rs.2,13,18,200/- during the financial year 2012-13 and remaining amount of Rs.1,11,09,225/- was during 2013-14 (total actual payment was Rs.3,24,27,425/-).

Provision of expenses payable to UP Cell for the year 2012-13 was Rs.1,32,42,426/-, against this, actual payment of Rs.1,19,72,016/- was made during the current F.Y. 2013-14 for the financial year 2012-13. The excess provision amount of Rs.12,70,410/- for the financial year 2012-13 and Rs.51,10,830/- for the financial year 2005-06 to 2011-12, total

amount of Rs.63,81,240/- has been written back in Income & Expenditure (Plan) for the current financial year.

- (iii) **Rajasthan Cell:** Provision of expenses payable to Rajasthan Cell for the year 2012-13 was Rs.57,10,830/- but, against this, actual payment of Rs.61,85,793/- was made during current F.Y. 2013-14. Thus, net additional amount of Rs.4,74,963/- paid to said cell over and above the provisions made as on 31.3.2013 was passed through the accounts during 2013-14.
- (iv) **Delhi Cell:** Provision of Delhi Cell has not been made for the current financial year 2013-14, as no claims have been received since F.Y. 2009-10 to 2013-14 and a provision of Rs.51,66,269/- has already available in the Annual Accounts till 31.3.2013.
- (c) For the current financial year 2013-14, a Provision of Rs.2,98,45,978/- has been made towards NCR Cell expenses as under and the same has been charged to income & Expenditure A/c (Plan) :

Rajasthan	-	Rs.61,85,793/-
U.P.	-	Rs.1,43,80,371/-
Haryana	-	Rs.92,79,814/-
Delhi	-	Nil

Total - Rs.2,98,45,978/-

The total provision for the NCR Cells expenses payable upto 31.3.2014 is Rs.3.50 crores as per Schedule-6 appended with the Annual Accounts of the Board for the year ended on 31.3.2014.

3. Earmarked/Endowment Fund:

MoUD vide its letter dated 9.3.2010 has conveyed the approval of the NCRPB proposal for funding of studies for preparation of DPR for three corridors of Regional Rapid Transit System (RRTS) from MoUD's fund under the plan scheme Urban Transport Planning. The net balance available in the Earmarked/Endowment Fund was Rs.1,04,66,280/-, as grant receivable from Govt. of Haryana as on 31.3.2013. Further, during the financial year 2013-14, total amount of Rs.1,51,70,000/- was received from Haryana Government (including grant receivable of 1.04 cr. pertaining to previous year). Against this, actual payment of Rs.68,25,870/- was made (including fee payable of Rs.30,33,720/- pertaining to previous year) The net balance amount of Rs.83,44,130/- was available in Earmarked/Endowment Fund (shown in schedule-3) as at the year ended on 31.3.2014.

4. Income Tax:

The Income of the Board is exempted for payment of Income Tax under Section 10 (23C) iv of Income Tax Act 1961. In view of this, no provision towards income tax has been made for the year 2013-14 in the Annual Accounts of the Board. However, borrowing agencies / banks had deducted TDS ₹11,25,78,505/- on the interest payment to the Board during the year 2013-14 prior to the date of issue of requisite certificate regarding "No deduction of tax at source" for the F.Y. 2013-14. Accordingly, tax deducted at source for the year 2013-14 has been shown as TDS recoverable under the heading "advances & other amount recoverable" in Schedule- 10 appended with the Annual Accounts of the Board for the year 2013-14. The same will be claimed from Income tax department while filing of ITR for the Assessment year 2014-2015.

As the Board's income is exempted from income tax (under section 10(23C) on I.T. Act 1961 from the assessment year 2003-04 vide income tax order dated 2.5.2008. In view on this, no provision were made towards income tax for F.Y. 2007-08 to 2012-13 in the annual accounts of the Board. Advance income tax/TDS recoverable (net of provision) of ₹ 15,03,13,785/- pertaining to F.Y. 2007-08 to 2012-13 was shown in the balance sheet of the Board for the year ended 31.3.2013. During the F.Y. 2013-14, the board has received refund of ₹ 3,13,68,247/- and interest thereon ₹30,80,323/-, pertaining to F.Y. 2009-10, 2010-11 & 2011-12. Borrowing agencies / banks had deducted TDS ₹11,25,78,505/- on the interest payment to the Board during the year 2013-14. Accordingly, an amount of ₹ 23,15,24,043/- is recoverable as on 31.3.14 from Income tax department.

5. Borrowings from Multilateral and Bi-lateral Agencies:

(a) **Asian Development Bank:** Out of tranche – I loan amount of US\$ 78 million, US\$ 18 million has been cancelled. Accordingly, a provision of ₹18.97 lakhs towards interest & commitment charges payable to ADB has been made for the FY 2013-14. Further, since no payment of guarantee fee made for the FY 2011-12, fresh provision 2012-13 has not be made. During 2013-14, the Board has drawn fresh loan of US\$ 20.76 million (INR 1227873592/-) from ADB in addition to outstanding loan of Rs.97.95 cr. and the loss on Exchange Rate Variation (-Rs.131826950/-) as on 31.3.2014, on this outstanding loan, has been shown under the head "Expenditure on Market borrowing" and charged to I&E Account (Plan).

(b) **KfW (German Bi-lateral agency):** A provision of ₹19.57 lakhs towards commitment charges payable to KfW has been made for the FY 2013-14. Further, since no payment of guarantee fee made for the FY 2011-12, fresh provision for 2013-14 has not be made. During 2013-14, the Board has not drawn loan and there was outstanding loan of Euro 15771664.27 (INR.111.31 cr.) from KfW and the Exchange Rate Variation loss of (-₹19.87 cr.) has been shown under the head "Expenditure on Market borrowing" and charged to I&E Account (Plan).

6. Grant for infrastructure projects:

The total outstanding provision of "Grant for Infrastructure projects" till 31.3.13 was Rs.3.50 crore shown in the Annual Accounts 2012-13. Since, no project qualified for this grant, no grant was disbursed during 2013-14. Further, an amount of ₹ 14 crores has been provided for in the accounts for FY 2013-14 on pro rata basis and the same has been charged to Income & Expenditure Account (Plan), for meeting such liabilities in future. The expenses/provision for grant during 2012-13 was shown under the head Other Administrative Expenses, however this year these expenses/provision has been regrouped and shown separately in the Income & Expenditure a/c (Plan) under the head "Expenditure on Grant for Infrastructure Projects (provision)".

7. Special Reserve / Bond Redemption Reserve (BRR)

During the year 2013-14 an amount of ₹134.45 cr. (including reinvestment of interest of ₹21.89 crore earned on deposits of BRR) has been transferred to BRR by charging I&E A/c (Plan). The total BRR as on 31.3.14 is now ₹553.58 crores as per schedule-2 appended with the Annual Accounts of the Board for the year 2013-14.

8. Establishment Expenses (Plan) Salary

An Amount of ₹56,11,506/- shown under the heading Establishment Expenses (Plan) in Schedule-13 is towards salary paid to ten employees of the Board from internal accrual of the Board during current FY 2013-14. The five posts were created /sanctioned by the Government in the year 1998-99 and the expenditure for these posts was to be met out of internal accruals of the Board. Further, five temporary posts for a period of 5 years have been created for Project Management Unit (Project Wing) of NCRPB vide MoUD letter dated 27.1.2011 and expenditure on the above 5 posts is to be met by NCRPB from its internal accruals. The Board has accordingly been charging salary expenditure on these posts from internal accruals which are reflected in the Income & Expenditure (Plan) since 1999-2000 onwards as disclosed in the Annual Accounts of the Board for the every year.

9. Investment : Equity Contribution in NCR Transport Corporation Ltd.

The Cabinet Note for formation of NCR Transport Corporation has been approved on 11.7.2013. The Memorandum and Article of Association was signed on 1.8.2013 and NCRTC Ltd. has been incorporated on 21.8.2013. Further, in the 34th meeting of the Board it has been decided that all issues pertaining to implementation incl. alignment of RRTS projects would be addressed by NCRTC. The NCRTC is the holding company for designing, financing and implementation of RRTS corridors with an initial corpus of Rs.100 crores, which was to be shared in the following manner:-


Sl.No.	Nature of the entity / Promoters	Share in NCRTC (%)	Amount (Rs.in crore)
1.	Ministry of Urban Development, Govt. of India	22.5%	22.50
2.	Ministry of Railways, Govt. of India	22.5%	22.50
3.	Govt. of NCT Delhi	12.5%	12.50
4.	Govt. of Uttar Pradesh	12.5%	12.50
5.	Govt. of Haryana	12.5%	12.50
6.	Govt. of Rajasthan	12.5%	12.50
7.	National Capital Region Planning Board	5%	5.00
	Total	100%	100.00

The NCR Planning Board has contributed its share of Rs.5.00 crore (5%) to NCRTC during 2013-14 and share certificates are yet to be issued by NCRTC.

10. Outstanding balance of Loans/advances to State Govt./implementing agencies is ₹25,13,11,21,578/- as on 31.3.2014, as shown in schedule-10 of current assets, loans, advances, are subject to Balance Confirmation from respective borrowing agencies of NCR Planning Board.

11. The previous year figures in Income & Expenditure Accounts and Balance Sheet have been re-grouped / rearranged, wherever necessary, to confirm to the current year's classification.


A.D. (Finance)/DDO


Director (A&F)


Member Secretary

Date: 30th June, 2014
Place: New Delhi